













Technology Around Us: Technology in the Home

National Curriculum Recognise common uses of information technology beyond school.		Lesson Duration It is estimated that this lesson will take approximately 60 minutes.
Aim To recognise different types of technology in the home and understand why they are used.		
Success Criteria I can recognise the difference between technology and information technology. I can identify examples of information technology in the home. I know why information technology is used in the home.	Key Vocabulary: Information technology (IT), technology.	
Resources Lesson Pack Scissors Glue	Preparation Knowledge Organiser – one per child (This contains all the key knowledge for the unit and will be used during every lesson.) Technology in the Home Sorting Cards - one set per group Differentiated Sort IT Out Activity Sheets – one per child	

Prior Learning: From Lesson 1, children should be familiar with what technology is and should be able to name technology that they see or use around the school.

Learning Sequence

	Remember It: Ask children to play a game of Ping Pong to recall items of technology in school. Each child takes it in turn to name an item before batting it across to their partner. How many different items can they name?	
	Technology in the Home: Use the images in the Lesson Presentation to encourage children to think about technology that they may have used in their homes today. Take feedback from children and use the opportunity to reinforce the concept that technology helps us to do things more easily. Can children give reasons why we use technology in our homes? Using the house cross-section, encourage children to start thinking about the technology used in different rooms within a house.	
	Technology in the Home Sorting Cards: Use the Lesson Presentation to introduce the Technology in the Home Sorting Cards activity to familiarise children with a wide range of technology found in the home. Encourage children to think about what each piece of technology is used for.	
	What Is Information Technology?: Use the Lesson Presentation to ensure that children understand the definition of information technology. Show examples of technology and spend time discussing the examples of information technology and how these are different from the other technologies shown.	
	Sort IT Out: Encourage children to recall previous learning by asking them to explain the special properties that are specific to information technology. Take feedback from the children before revealing the definition of information technology once again to reinforce understanding. Set children the challenge of sorting examples of technology and information technology using the differentiated Sort IT Out Activity Sheets . Can children remember the special properties of information technology and apply these to real life examples?	
	<div style="display: flex; justify-content: space-around;"> <div style="border: 1px solid black; padding: 5px; text-align: center;">★ Children sort the eight pictures of technology into the table.</div> <div style="border: 1px solid black; padding: 5px; text-align: center;">★★ Children sort the fifteen pictures of technology into the table.</div> <div style="border: 1px solid black; padding: 5px; text-align: center;">★★★ Children record their own examples of technology and information technology into the table.</div> </div>	
	Why Do We Use It?: Share the examples of information technology included in the Lesson Presentation . Ask children to provide their own thoughts about why we use these items before revealing the answers provided.	


Explore it

Consolidate it: Consolidate children's knowledge of different types of technology around the home with this [_____](#)

Explore it: Provide children with a range of technology and information technology, such as an empty kettle, a digital camera, a tin opener, a pair of scissors or a CD player. Please ensure that any items given are safe for children to handle. Ask them to examine each item closely and think about the different parts and how they might work.

Assessment Notes:**Disclaimer**

To ensure the safety of the children in your setting, it is your responsibility to assess whether adult supervision or other appropriate safety measures are required when using scissors.



Computing

Technology Around Us

Technology in the Home



Meet Quizby!

Can you spot me in the
Lesson Presentation?



The questions that appear will help you to think about the key learning throughout the lesson.

Aim

- To recognise different types of technology in the home and understand why they are used.

Success Criteria

- I can recognise the difference between technology and information technology.
- I can identify examples of information technology in the home.
- I know why information technology is used in the home.

Remember It

In the last lesson we looked at technology in school.

How many different types of technology can you remember?

Play a game of Technology Ping Pong with your partner.

Take it in turns to say the name of an item of technology in school (look around you to give you ideas).

Try to reply to each other as quickly as possible, without hesitating.

How many different items can you name?



Technology in the Home

Technology is important in our homes.

Think About It What technology do you use in your home?

Have you used any of these technologies today?



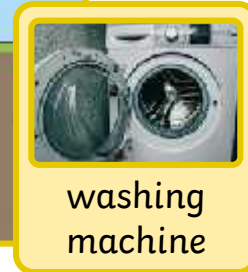


X

Why do we use technology in our homes?



Technology in the Home

There are lots of different rooms in our houses. Look at the house below and see if you can identify the different rooms.



Click on the pink dot in each room to see one piece of technology that might be found there. What do we use that technology for?

Technology in the Home Sorting Cards

Use the **Technology in the Home Sorting Cards** to learn about other types of technology in the home.

Sort the cards into groups to show which rooms they might be found in.



**Think about each piece of technology. What is it used for?
How does it help us?**

What Is Information Technology?

Some sorts of technology belong in a special group called **information technology**.

Information technology is:

- technology that creates, stores or exchanges information;
- technology that is a computer or that needs a computer to work.



What information technology can you see in this picture?

What Is Information Technology?

Which of the following is an example of information technology?



This is not an example of information technology. Try again.



This is not an example of information technology. Try again.



The laptop is an example of information technology. It is a computer. It processes information.



This is not an example of information technology. Try again.

What Is Information Technology?

Which of the following is an example of information technology?



The digital camera is an example of information technology. It needs to be connected to a computer to exchange information.



This is not an example of information technology. Try again.



This is not an example of information technology. Try again.



This is not an example of information technology. Try again.

What Is Information Technology?

Which of the following is an example of information technology?



This is not an example of information technology. Try again.



This is not an example of information technology. Try again.



This is not an example of information technology. Try again.



The games console is an example of information technology. It is a type of computer. It processes information.

What Is Information Technology?

Which of the following is an example of information technology?



The tablet is an example of information technology. It is a type of computer that creates, stores and communicates information.



This is not an example of information technology. Try again.



The mobile phone is an example of information technology. It is a type of computer that creates, stores and communicates information.



This is not an example of information technology. Try again.

Sort IT Out

X

Can you remember what is special about information technology?



Information technology is:

- technology that creates, stores or exchanges information;
- technology that is a computer or that needs a computer to work.



Use the Sort IT Out Activity to see if you can spot other information technology in the home.

Why Do We Use It?

Information technology helps us to create, store and exchange information.

Why do we use a digital camera?



A digital camera is an example of information technology. It captures digital images and stores them.

Why Do We Use It?

Information technology helps us to create, store and exchange information.

Why do we use a mobile phone?



A mobile phone is an example of information technology. We can make phone calls, send texts and emails and store photos and videos.

Why Do We Use It?

Information technology helps us to create, store and exchange information.

Why do we use a printer?



A printer is an example of information technology. A printer produces a copy of information stored in a computer.

Why Do We Use It?

Information technology helps us to create, store and exchange information.

Why do we use a USB drive?



USB drives are an example of information technology. USB drives are used to store digital information.

Aim

- To recognise different types of technology in the home and understand why they are used.

Success Criteria

- I can recognise the difference between technology and information technology.
- I can identify examples of information technology in the home.
- I know why information technology is used in the home.


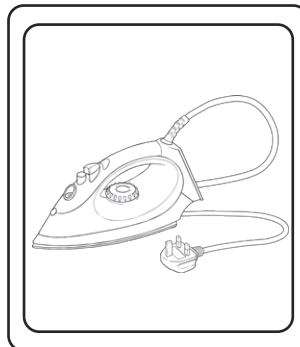

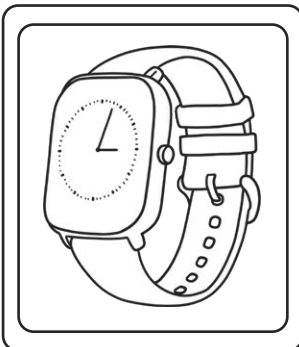

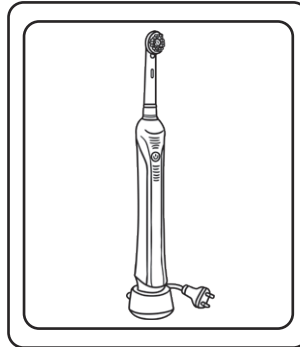
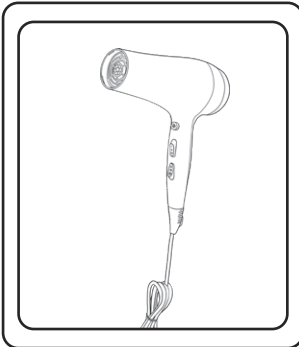



Sort IT Out

To recognise different types of technology in the home and understand why they are used.



Cut out the pictures of technology in the home. Sort them into the table to show which ones are examples of information technology.



Sort IT Out

To recognise different types of technology in the home and understand why they are used.



Stick your technology in the home pictures into the table to show if they are technology or information technology.


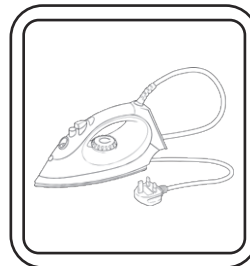
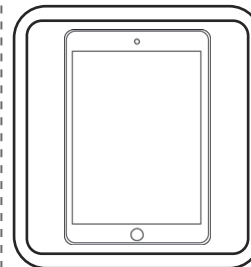
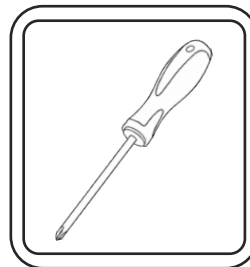




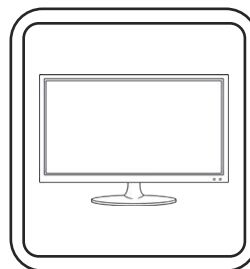
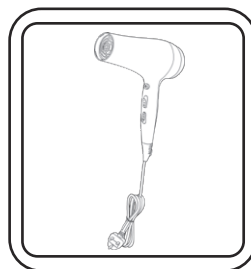
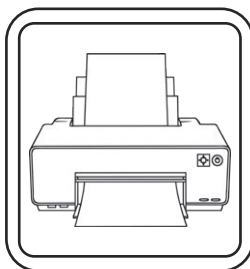

Technology	Information Technology Remember information technology helps us to create, store or exchange information.

Sort IT Out

To recognise different types of technology in the home and understand why they are used.



Cut out the pictures of technology. Sort them into the table to show which ones are examples of information technology.



Sort IT Out

To recognise different types of technology in the home and understand why they are used.



Stick your technology in the home pictures into the table to show if they are technology or information technology.

Technology	Information Technology

Sort IT Out

To recognise different types of technology in the home and understand why they are used.



Think about examples of technology and information technology you might find in a home. Write them into the correct columns in the table.

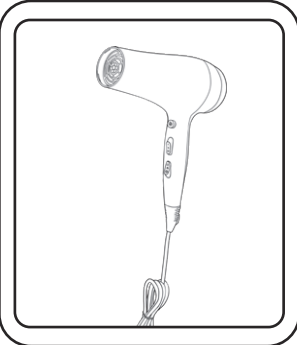
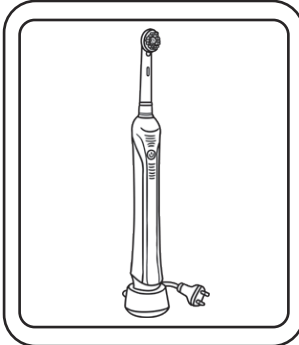



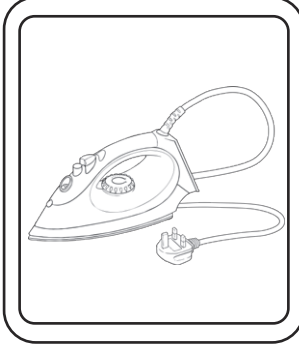


Technology	Information Technology
bicycle	laptop

Sort IT Out Answers

To recognise different types of technology in the home and understand why they are used.



Stick your technology in the home pictures into the table to show if they are technology or information technology.



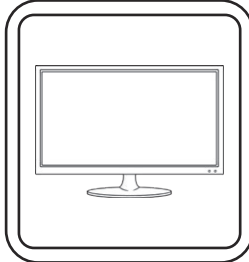





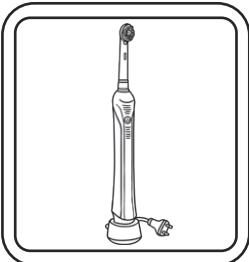
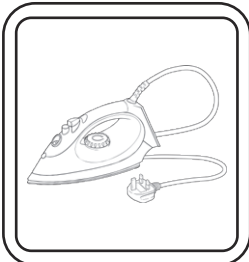
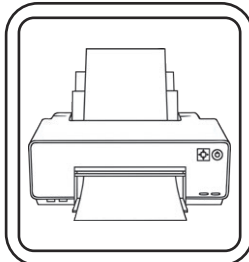


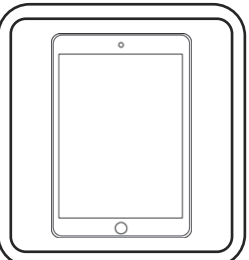
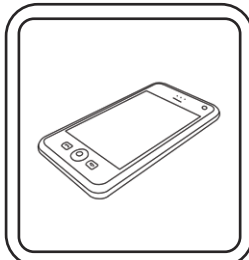
Technology	Information Technology Remember information technology helps us to create, store or exchange information.
 	 
 	 

Sort IT Out Answers

To recognise different types of technology in the home and understand why they are used.



Stick your technology in the home pictures into the table to show if they are technology or information technology.

Technology	Information Technology
 	 
 	 
 	 
	 

Sort IT Out Answers

To recognise different types of technology in the home and understand why they are used.



Think about examples of technology and information technology you might find in a home. Write them into the correct columns in the table.




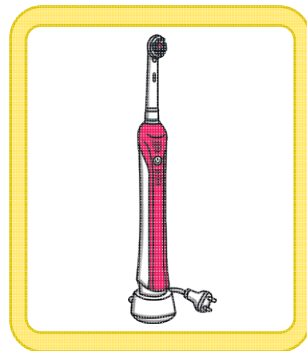


Technology	Information Technology
<p>bicycle</p> <p>Pupils' own responses, such as:</p> <p>hairdryer</p> <p>lawnmower</p> <p>electric toothbrush</p> <p>screwdriver</p> <p>fridge</p> <p>iron</p>	<p>laptop</p> <p>Pupils' own responses, such as:</p> <p>smartwatch</p> <p>printer</p> <p>tv</p> <p>digital camera</p> <p>mobile phone</p> <p>tablet</p> <p>laptop</p> <p>computer</p>

Sort IT Out

To recognise different types of technology in the home and understand why they are used.



Cut out the pictures of technology in the home. Sort them into the table to show which ones are examples of information technology.



Sort IT Out

To recognise different types of technology in the home and understand why they are used.



Stick your technology in the home pictures into the table to show if they are technology or information technology.


Technology	Information Technology Remember information technology helps us to create, store or exchange information.

Sort IT Out

To recognise different types of technology in the home and understand why they are used.



Cut out the pictures of technology. Sort them into the table to show which ones are examples of information technology.



Sort IT Out

To recognise different types of technology in the home and understand why they are used.



Stick your technology in the home pictures into the table to show if they are technology or information technology.

Technology	Information Technology

Sort IT Out

To recognise different types of technology in the home and understand why they are used.



Think about examples of technology and information technology you might find in a home. Write them into the correct columns in the table.

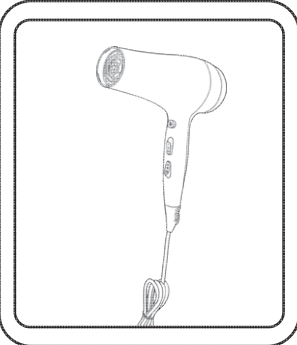
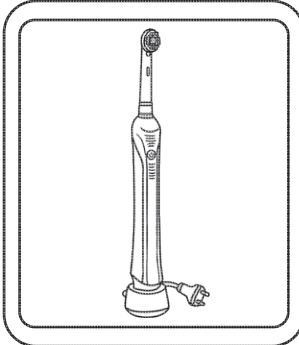



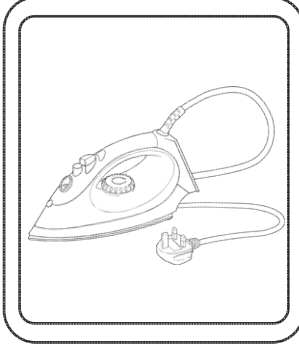
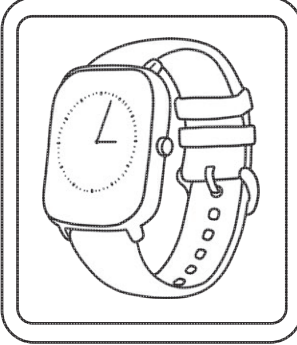

Technology	Information Technology
bicycle	laptop

Sort IT Out Answers

To recognise different types of technology in the home and understand why they are used.



Stick your technology in the home pictures into the table to show if they are technology or information technology.


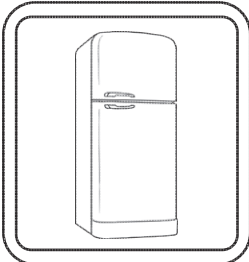

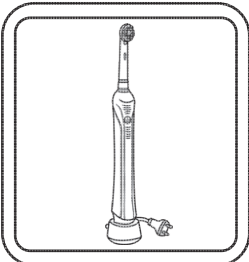
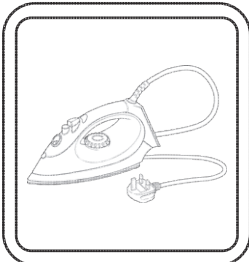
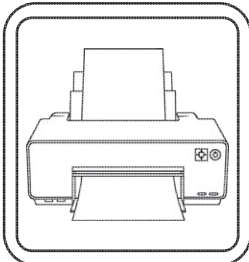
Technology	Information Technology Remember information technology helps us to create, store or exchange information.
 	 
 	 

Sort IT Out Answers

To recognise different types of technology in the home and understand why they are used.



Stick your technology in the home pictures into the table to show if they are technology or information technology.

Technology	Information Technology
 	 
 	 
 	 
	 

Sort IT Out Answers

To recognise different types of technology in the home and understand why they are used.



Think about examples of technology and information technology you might find in a home. Write them into the correct columns in the table.

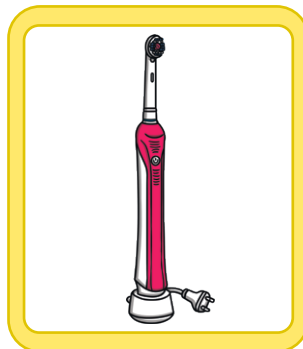

Technology	Information Technology
<p>bicycle</p> <p>Pupils' own responses, such as:</p> <p>hairdryer</p> <p>lawnmower</p> <p>electric toothbrush</p> <p>screwdriver</p> <p>fridge</p> <p>iron</p>	<p>laptop</p> <p>Pupils' own responses, such as:</p> <p>smartwatch</p> <p>printer</p> <p>tv</p> <p>digital camera</p> <p>mobile phone</p> <p>tablet</p> <p>laptop</p> <p>computer</p>

Sort IT Out

To recognise different types of technology in the home and understand why they are used.



Cut out the pictures of technology in the home. Sort them into the table to show which ones are examples of information technology.



Sort IT Out

To recognise different types of technology in the home and understand why they are used.



Stick your technology in the home pictures into the table to show if they are technology or information technology.


Technology	Information Technology Remember information technology helps us to create, store or exchange information.

Sort IT Out

To recognise different types of technology in the home and understand why they are used.



Cut out the pictures of technology. Sort them into the table to show which ones are examples of information technology.



Sort IT Out

To recognise different types of technology in the home and understand why they are used.



Stick your technology in the home pictures into the table to show if they are technology or information technology.

Technology	Information Technology

Sort IT Out

To recognise different types of technology in the home and understand why they are used.



Think about examples of technology and information technology you might find in a home. Write them into the correct columns in the table.

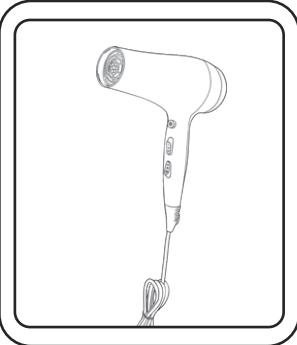
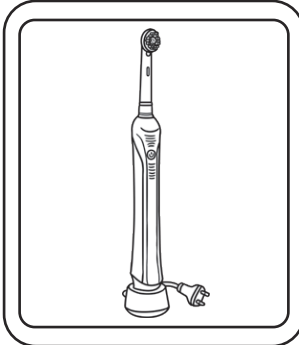



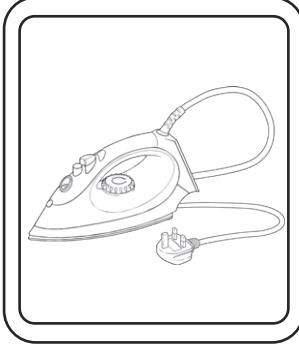


Technology	Information Technology
bicycle	laptop

Sort IT Out Answers

To recognise different types of technology in the home and understand why they are used.



Stick your technology in the home pictures into the table to show if they are technology or information technology.



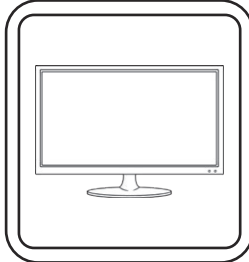





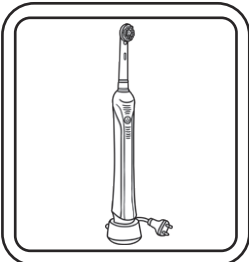
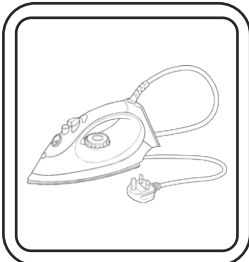
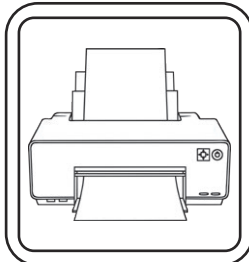


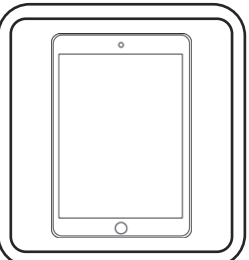
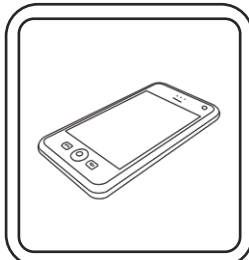
Technology	Information Technology Remember information technology helps us to create, store or exchange information.
 	 
 	 

Sort IT Out Answers

To recognise different types of technology in the home and understand why they are used.



Stick your technology in the home pictures into the table to show if they are technology or information technology.

Technology	Information Technology
 	 
 	 
 	 
	 

Sort IT Out Answers

To recognise different types of technology in the home and understand why they are used.




Think about examples of technology and information technology you might find in a home. Write them into the correct columns in the table.

Technology	Information Technology
<p>bicycle</p> <p>Pupils' own responses, such as:</p> <p>hairdryer</p> <p>lawnmower</p> <p>electric toothbrush</p> <p>screwdriver</p> <p>fridge</p> <p>iron</p>	<p>laptop</p> <p>Pupils' own responses, such as:</p> <p>smartwatch</p> <p>printer</p> <p>tv</p> <p>digital camera</p> <p>mobile phone</p> <p>tablet</p> <p>laptop</p> <p>computer</p>




hairdryer



toaster



toilet



radiator



television



laptop



washing machine



food processor



tap



alarm clock



smartphone




computer



vacuum cleaner



electric toothbrush



electric light



printer



kettle



electric razor



hairdryer



toaster



toilet



radiator



television



laptop



washing machine



food processor

twinkl.com



tap



alarm clock



smartphone



computer



vacuum cleaner



electric toothbrush



electric light



printer



kettle



electric razor

Technology Around Us | Technology in the Home

To recognise different types of technology in the home and understand why they are used.		
I can recognise the difference between technology and information technology.		
I can identify examples of information technology in the home.		
I know why information technology is used in the home.		

Technology Around Us | Technology in the Home

To recognise different types of technology in the home and understand why they are used.		
I can recognise the difference between technology and information technology.		
I can identify examples of information technology in the home.		
I know why information technology is used in the home.		

Technology Around Us | Technology in the Home

To recognise different types of technology in the home and understand why they are used.		
I can recognise the difference between technology and information technology.		
I can identify examples of information technology in the home.		
I know why information technology is used in the home.		

Technology Around Us | Technology in the Home

To recognise different types of technology in the home and understand why they are used.		
I can recognise the difference between technology and information technology.		
I can identify examples of information technology in the home.		
I know why information technology is used in the home.		

Technology Around Us | Technology in the Home

To recognise different types of technology in the home and understand why they are used.		
I can recognise the difference between technology and information technology.		
I can identify examples of information technology in the home.		
I know why information technology is used in the home.		

Technology Around Us | Technology in the Home

To recognise different types of technology in the home and understand why they are used.		
I can recognise the difference between technology and information technology.		
I can identify examples of information technology in the home.		
I know why information technology is used in the home.		

Technology Around Us | Technology in the Home

To recognise different types of technology in the home and understand why they are used.		
I can recognise the difference between technology and information technology.		
I can identify examples of information technology in the home.		
I know why information technology is used in the home.		

Technology Around Us | Technology in the Home

To recognise different types of technology in the home and understand why they are used.		
I can recognise the difference between technology and information technology.		
I can identify examples of information technology in the home.		
I know why information technology is used in the home.		